

HOW TO Navigate within Summer Book Club 2023 Program

Organization

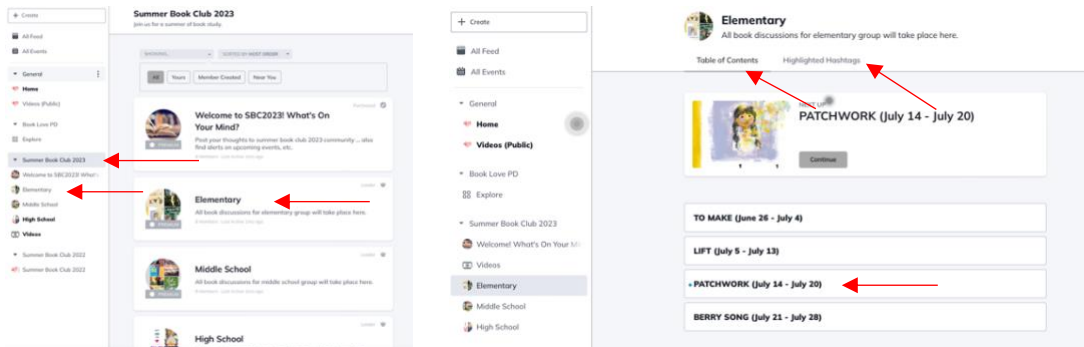
- **Modules** organize content within the Summer Book Club 2023 program.
- Each grade level discussion can be found in a **Module**.
- Video recordings and general discussion can also be found in a **Module**.

Participating in Book Discussions

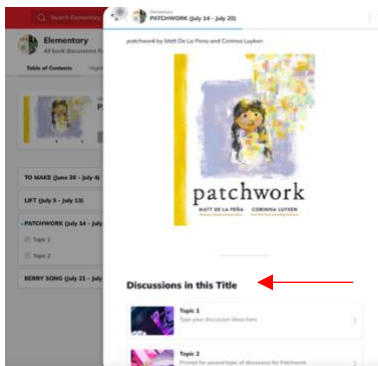
- Click “**Summer Book Club 2023**” on left navigation to see all available **Modules**.
- Click on a **Module** of your choice on left navigation (or in the main window)

You’re now in discussion **Module** for a specific grade group (i.e. Elementary). You’ll find tabs “Table of Contents” and “Highlighted Hashtags” at top of the main window of each book discussion **Module** (i.e. Elementary). **TOC** tab shows a list of titles that will be discussed for the grade group. **Highlighted Hashtags** shows a list of hashtags available for searching (more on this later).

- Click “**Book Title**” of the book discussions you want to join (i.e. Patchwork)

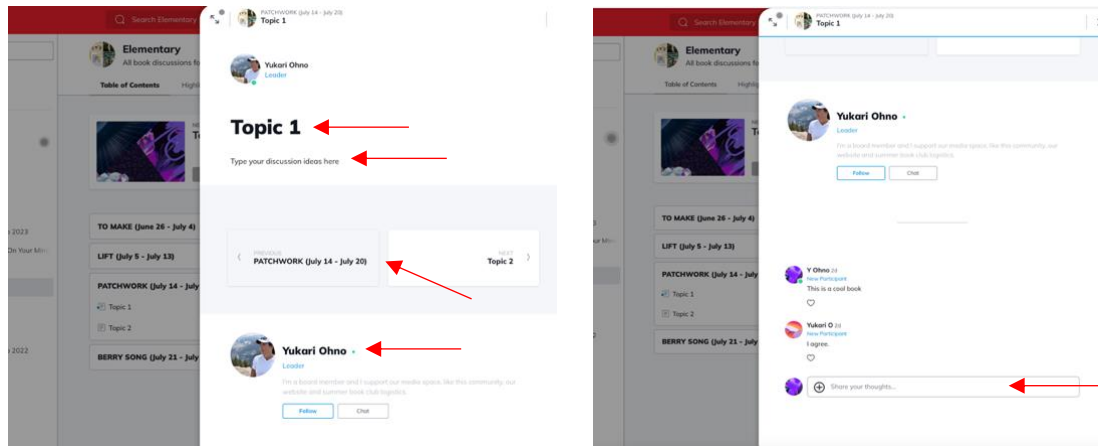


- Within each book area, title of the discussion topics will be displayed (i.e. “Topic 1”).
- Click “**Discussion Title**” you’re interested in (i.e. Topic 1).



You're now in the discussion area for the specific Discussion Title (or topic). Here you'll find:

- **Discussion Title** and **discussion prompt**
- Navigation for moving from previous space to the next
- A profile of the discussion leader. If you follow the discussion leader you will be notified when he/she creates a new post.
- **“Share Your Thoughts”** box at the bottom. **This is the active discussion area for all participants.**

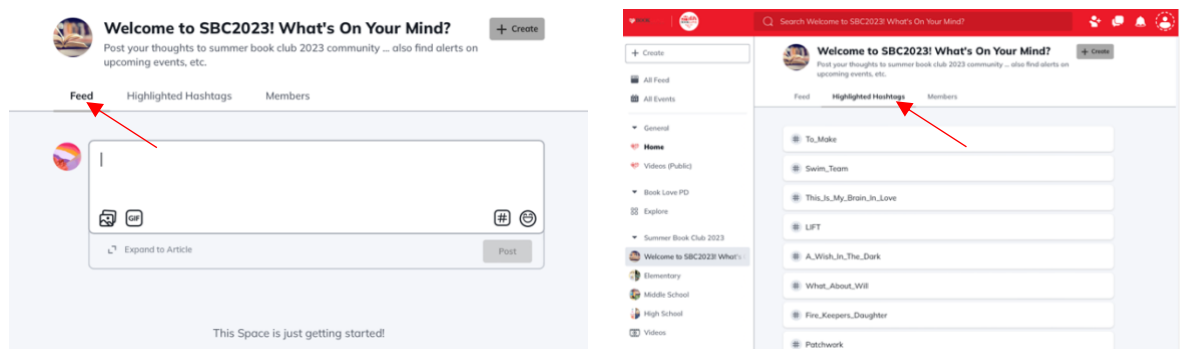


Adding General Comments & Thoughts

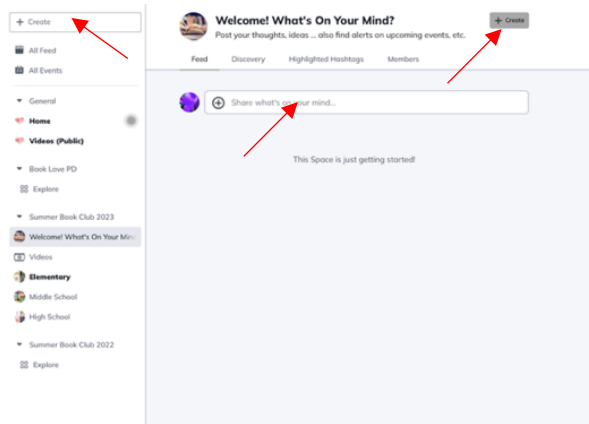
If you want to share general comments with the Summer Book Club 2023 members that are not specific to any of the book discussions, use **“Welcome! What’s on Your Mind” Module**.

In **“Welcome! What’s on Your Mind” Module**

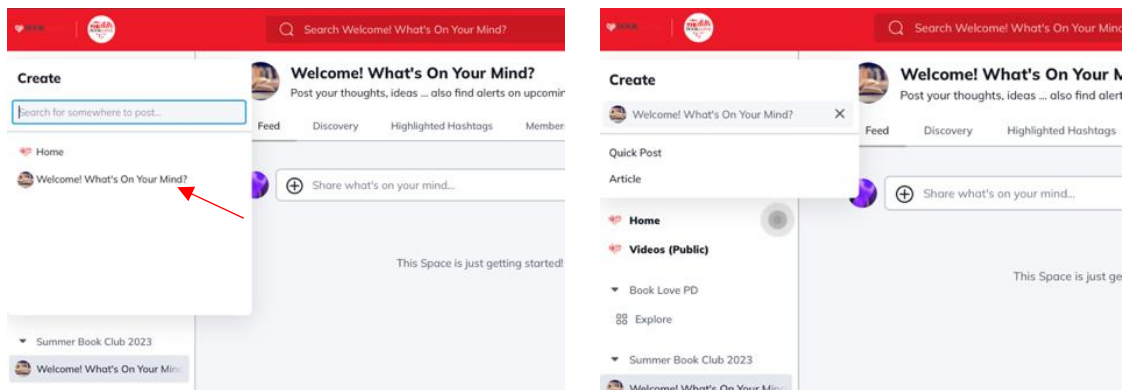
- **Feed** is where you can post your thoughts
- **Highlighted Hashtag** lists hashtags to help you find tagged contents (i.e. #author_name will bring up all posts, videos, etc. associated with the author)
- **Members** will list all members of Summer Book Club 2023



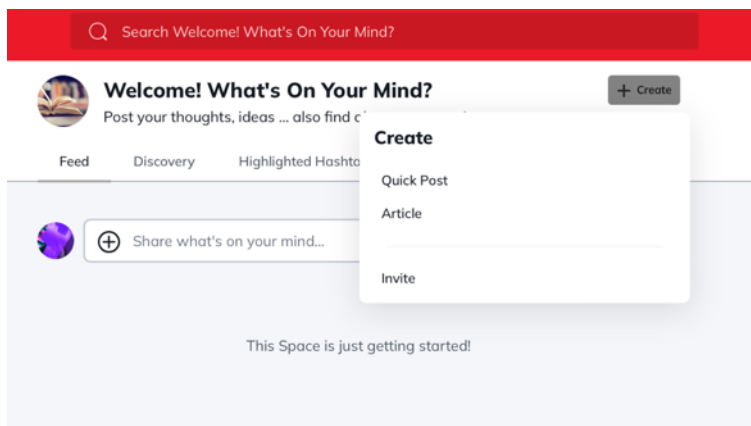
You can also add post by clicking “+Create” at top left or “+Create” on top right. Or typing directly in the box “Share what’s on your mind ...”



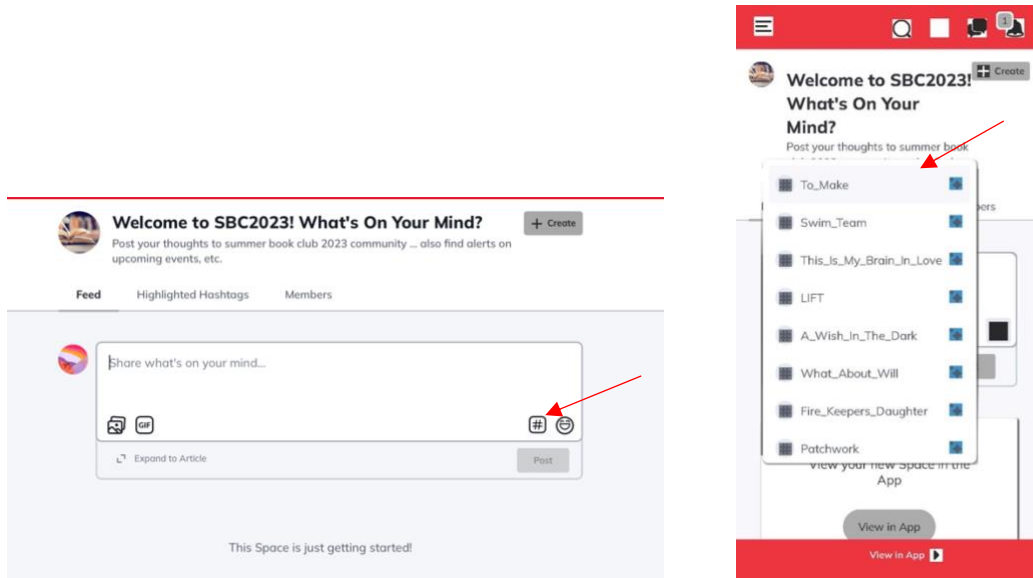
From top left corner, you can chose where you want to add your post. After you select the area that you want to add your post, you can chose to create a “quick post” or “article”.



From top right corner, you can chose to create a “quick post” or “article”.



You can add hashtags to your post by clicking on “#” button. It will bring up a list of pre-defined hashtags you can use. If you want to add a different hashtag (not in the list), simply type it into the body of your post.



Video Recordings of Author, Educator and Leaders Interviews

All recorded videos from interviews with authors, educators, and leaders will be posted under Videos **Module**.

From this **Module**

- **Video** is where you can find all the video recordings
- **Highlighted Hashtag** lists hashtags to help you find tagged contents (i.e. #author_name will bring up all posts, videos, etc. associated with the author)

